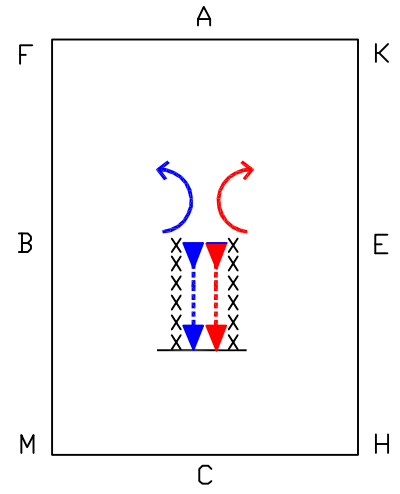
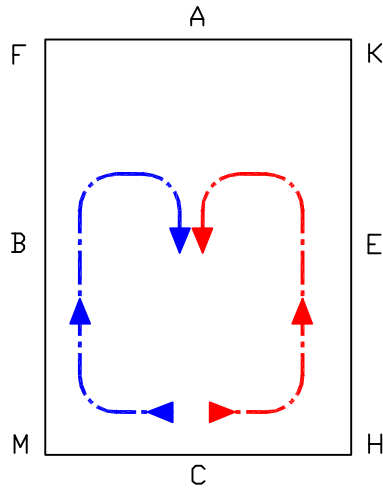
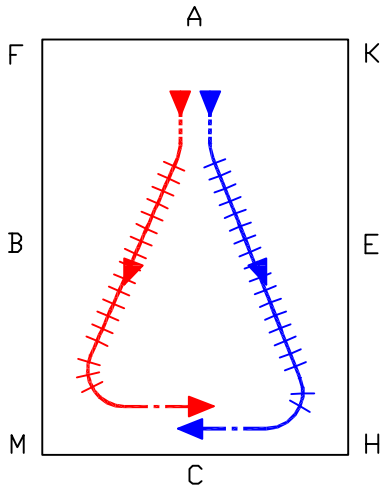
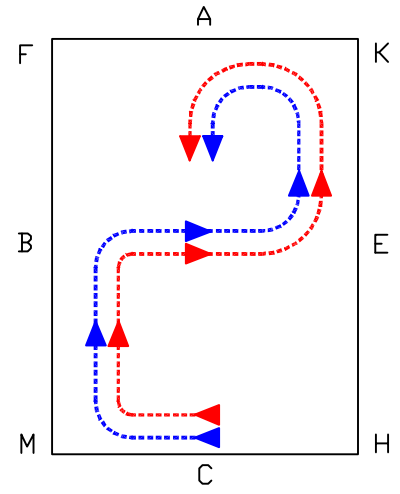
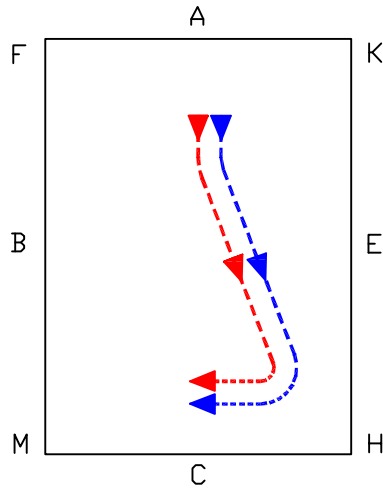
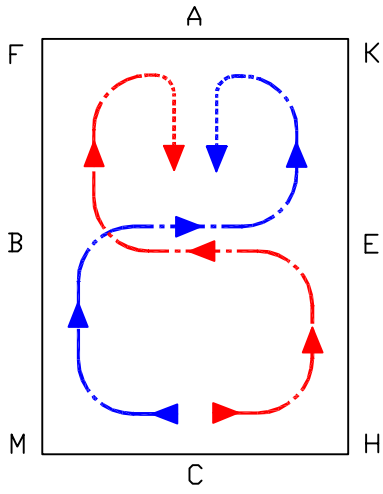
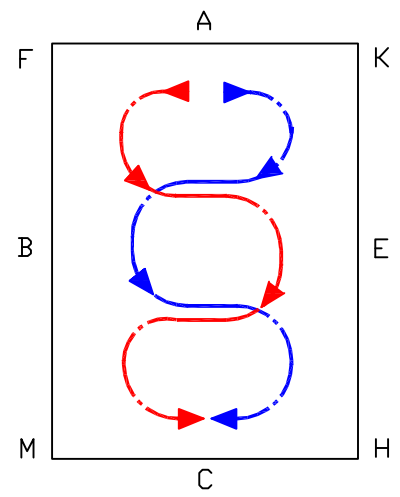
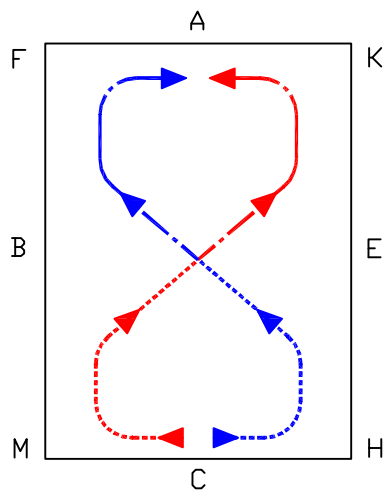
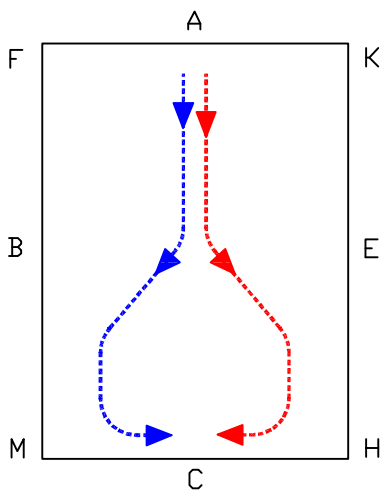


Date: _____		State: _____		District: _____	
CLASS: <u>WORKING PAIRS</u>					
HIGH SCHOOL: _____				ATHLETE #: _____	
#	ELEMENT JUDGED:	COMMENTS:	Score		
1.	Enter at A. Trot/jog side by side to X, at X, separate to H/M, continuing toward C				
2.	Pass at C, continue jogging/trotting M to X/H to X, crossing at X; pick up lope/canter on correct leads, F/K to A				
3.	Pass at A, begin serpentine using the middle third of the arena, 3 loops, changing to correct lead on center line passing at C				
4.	M to B to X/H to E to X, change leads and passing at X, come together at A, transition to jog/trot turn down centerline				
5.	Extend the trot A to H, transition to jog/trot H to C				
6.	Jog/Trot C to B to X to E to K to A and turn down center line				
7.	Before X, two track L/R toward H/M, pass at C				
8.	Pick up lope/canter, M to B to X/H to E to X				
9.	Jog/Trot down center line to G; Halt, Back				
10.	Close, Halt and Salute				
11.	180 Degree L/R Haunch Turn and exit through A at a jog/trot				
12.	Degree of difficulty, Costume, Music				
Judge's Signature: _____					
Expectations:					
<ul style="list-style-type: none"> • This class is judged on individual horsemanship skills, which include correct leads, balanced gaits, transitions and overall uniformity. Smooth and quiet use of aids to maintain conformity is essential. • Mirror images are important. Circles should be round and equal. • Work for simultaneous lope/canter departs. • Timing is an essential part of this class. Use of the arena and timing of transitions will be evaluated for score. • The pattern should be smooth and the music and decoration on the equines should not distract from the overall performance. If music is offensive to judge or general audience it will be noted in the Overall Horsemanship score. • All maneuvers should be in unison, including salute. And riders should stay "Shoulder to Shoulder" • Degree of difficulty score will be based on what type of bridle and equipment are used to maneuver horse. For example, two hands on a curb will be given a lower degree of difficulty score then riders using one hand. • Any bit may be used in this class, and reins may be held by any safe method. 					
Equipment Needs: All Small Dressage arena letters (A,K,E,H,C,M,B,F)					



Note: Rider 1 is Blue, Rider 2 is Red

**PNWIC
2017
Working Pairs**
Revised 5-13-17

Legend :	
Jog
Extended Jog	-----
Two Track	+++++
Lope	-----
Back	XXXXXX